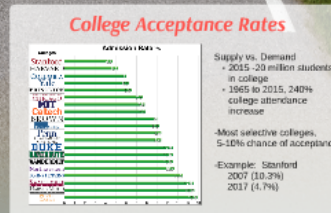


# The Road to College Planning

What UHS Parents  
Need to Know

# The Road to College Planning

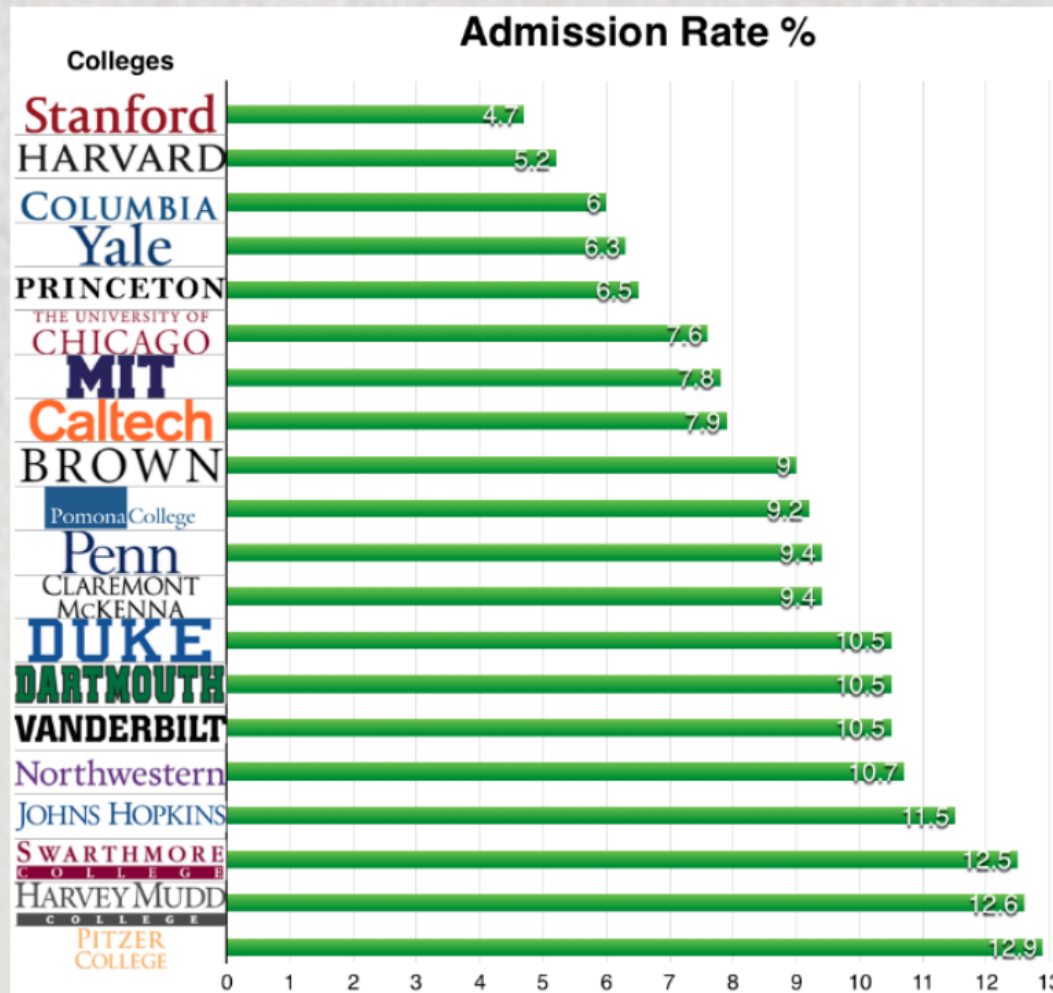
## What UHS Parents Need to Know



Out of the top 10 colleges that receive the most applications nationally, 9 of those 10 how many do you think are in California?

Supply vs. Demand  
 • 2015 - 20 million students in college  
 • 1965 to 2015, 240% college attendance increase  
 • Most selective colleges, 5-10% chance of acceptance  
 • Example: Stanford  
 2017 (10.3%)  
 2017 (4.7%)

# College Acceptance Rates



## Supply vs. Demand

- 2015 -20 million students in college
- 1965 to 2015, 240% college attendance increase

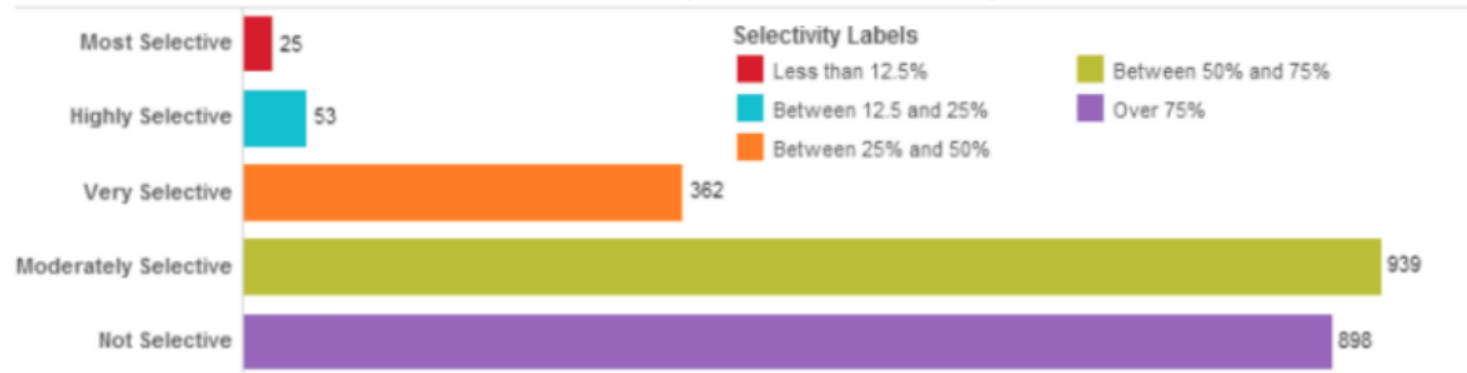
-Most selective colleges, 5-10% chance of acceptance

-Example: Stanford  
2007 (10.3%)  
2017 (4.7%)



# College Selectivity

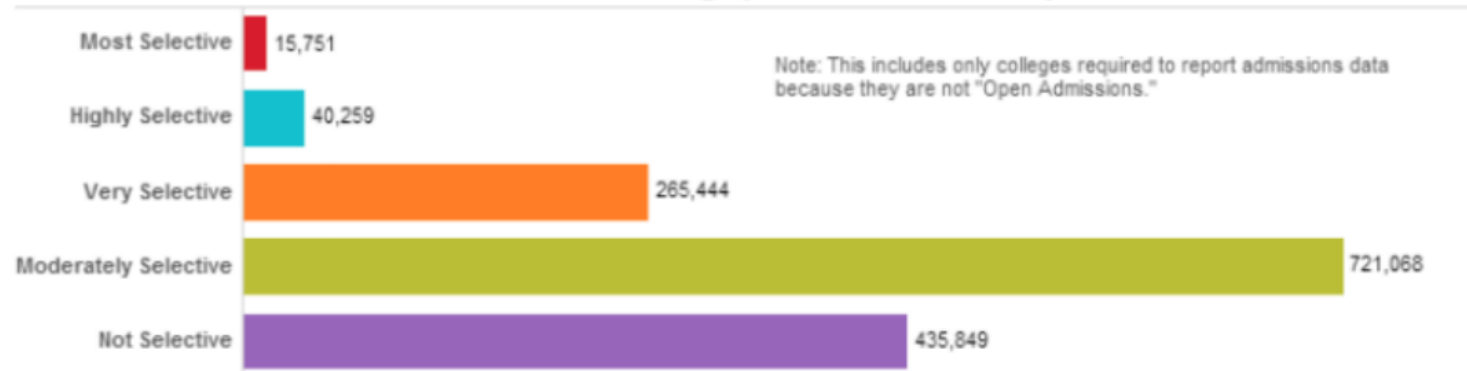
Institutions by Freshman Selectivity



Institutions by Selectivity



Freshmen Enrolling by Freshmen Selectivity



Freshmen by Selectivity



The idea that selectivity guarantees you a better experience...  
There really is no guarantee

*Out of the top 10 colleges that receive the most applications nationally, of those 10 how many do you think are in California?*

## 10 Colleges that Receive the Most Applications Nationwide

1. UC LA (97,121)
2. UC San Diego (84,209)
3. UC Berkeley (82,581)
4. UC Irvine (77,810)
5. UC Santa Barbara (77,098)
6. UC Davis (67,472)
7. CSU Long Beach (60,732)
8. NYU (60,724)
9. San Diego State (60,691)
10. Boston University (57,441)



## Top 10 Schools UHS Students Apply to (2017 acceptance)

1. CSU Fresno (73)
2. UC Davis (21)
3. UC Berkeley (14)
4. UC Irvine (22)
5. UC LA (9)
6. UC San Diego (14)
7. UC Santa Barbara (9)
8. Cal Poly, SLO (11)
9. Stanford (1)
10. USC (4)



*\*Nationally California Colleges get the most Applicants!\**



# College Options



More college options than ever...  
Consider costs, acceptance rates,  
dual credits, and degree completion



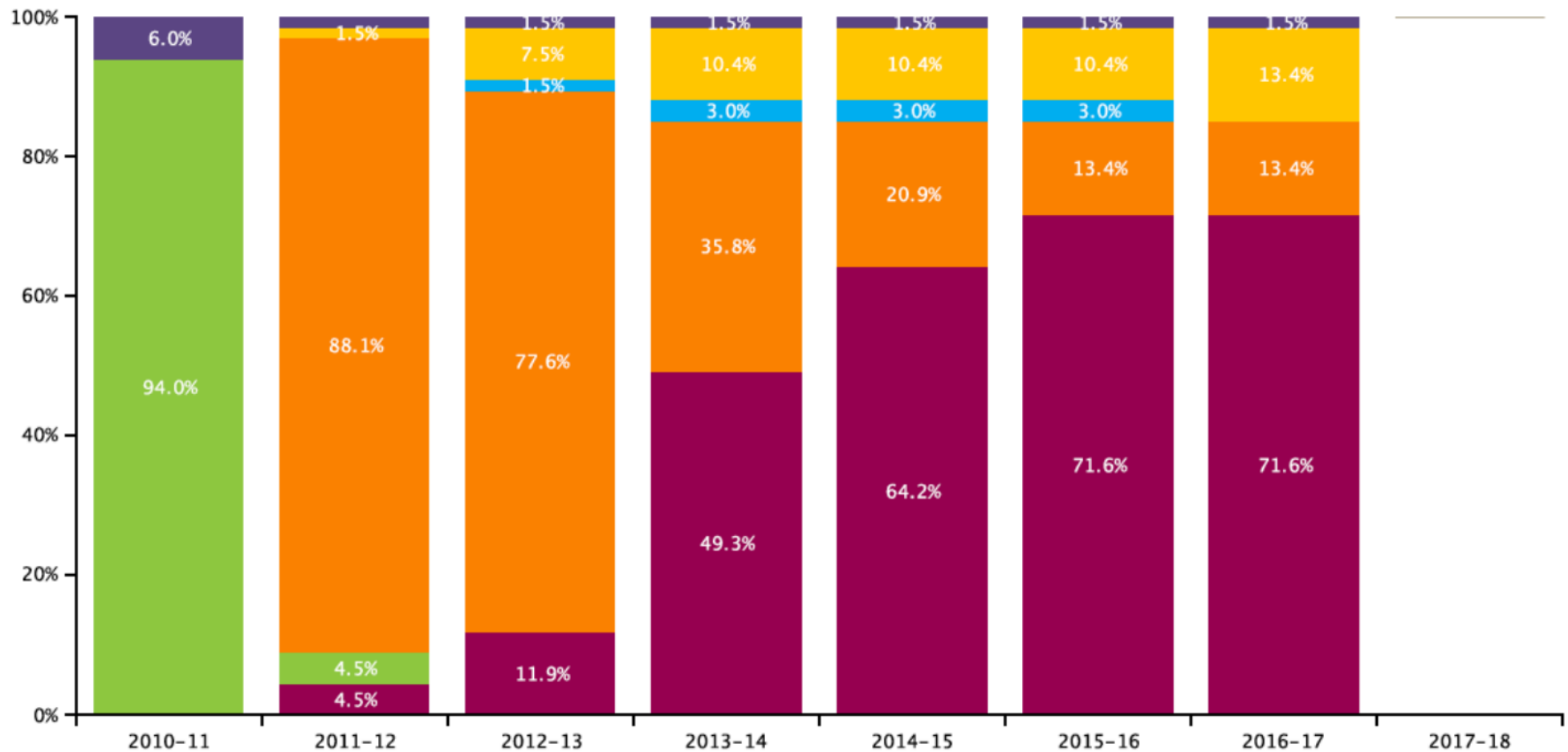


*What is the national college graduation rate in four years at a public university?*

*19% CSU Average*

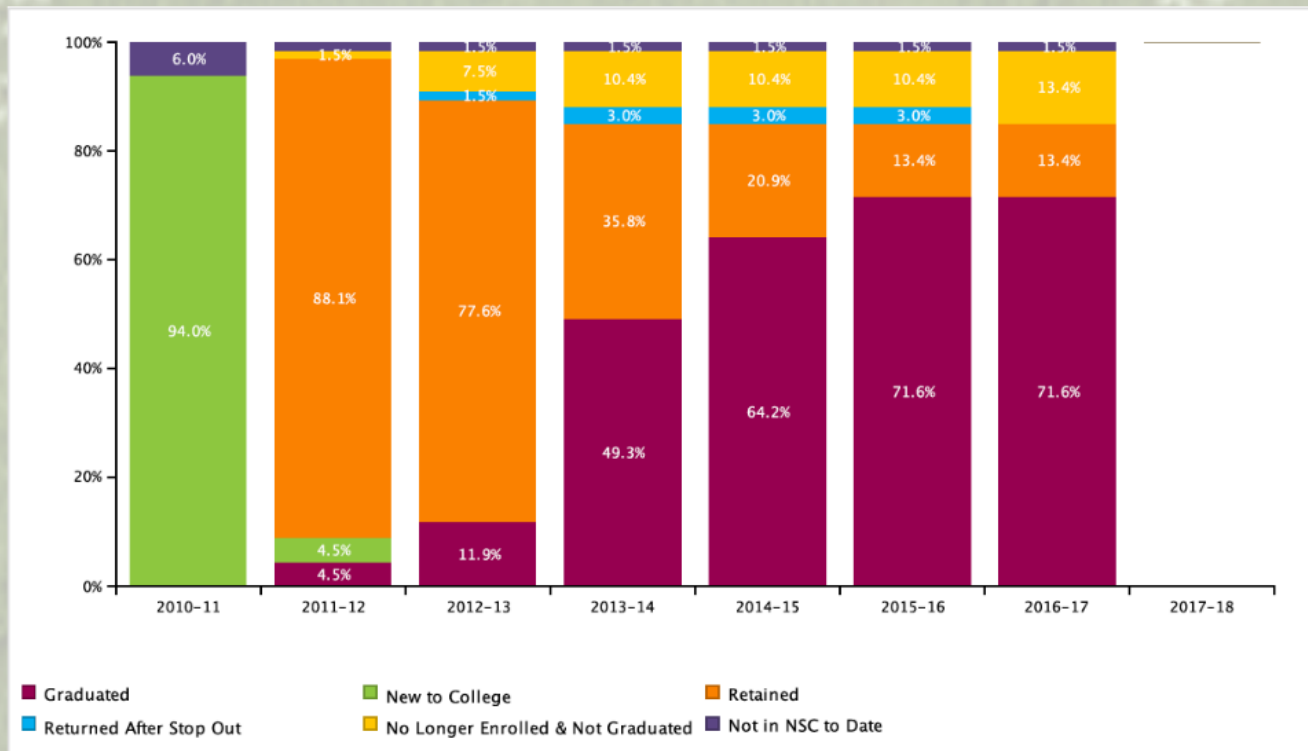
*34% National Average*

*57% UC Average*



■ Graduated
 ■ New to College
 ■ Retained
 ■ Returned After Stop Out
 ■ No Longer Enrolled & Not Graduated
 ■ Not in NSC to Date

# Degree Completion Rates



2009 - 2015

-Only 59% graduated in 6 years from a Public University, 66% at a Private University and only 23% at a For-Profit University

\*Plan on paying for 6-7 years of college instead of 4.

*UHS Graduates - 4-year Degree Completion Rate*

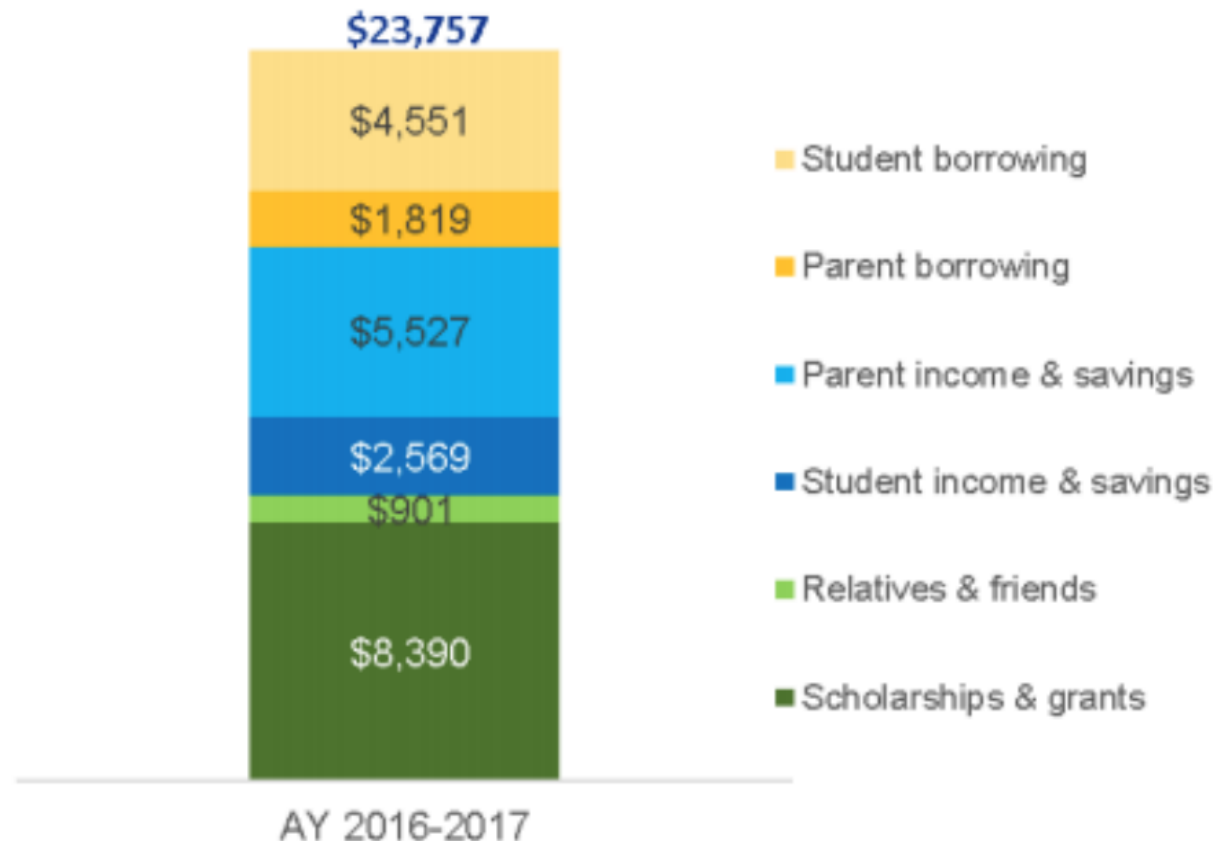
***What was the average college price tag in 2016-17?***

- A) \$11,970***
- B) \$23,757***
- C) \$36,420***
- D) \$46,950***



# 2016-17 Average College Price Tag was \$23,757

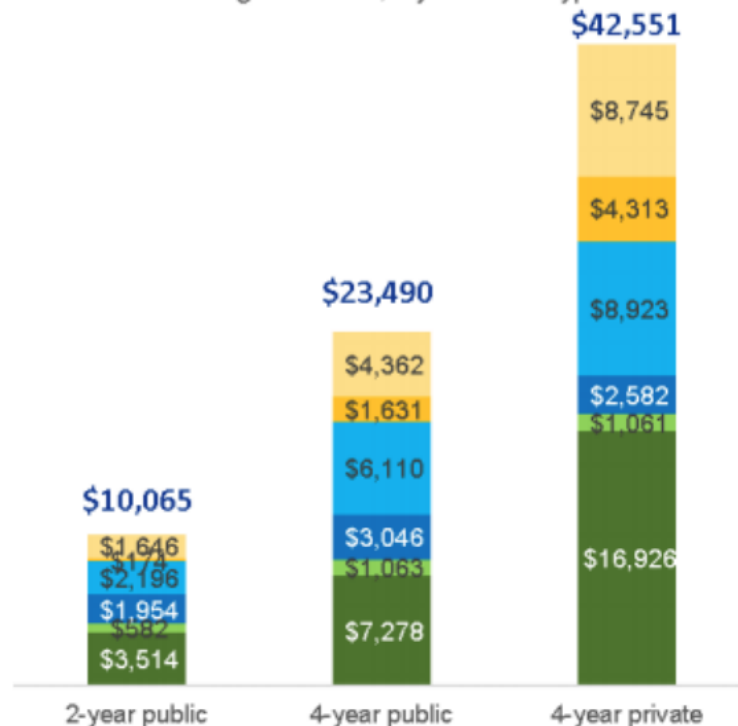
How the Typical Family Pays for College, Average Amount Used from Source



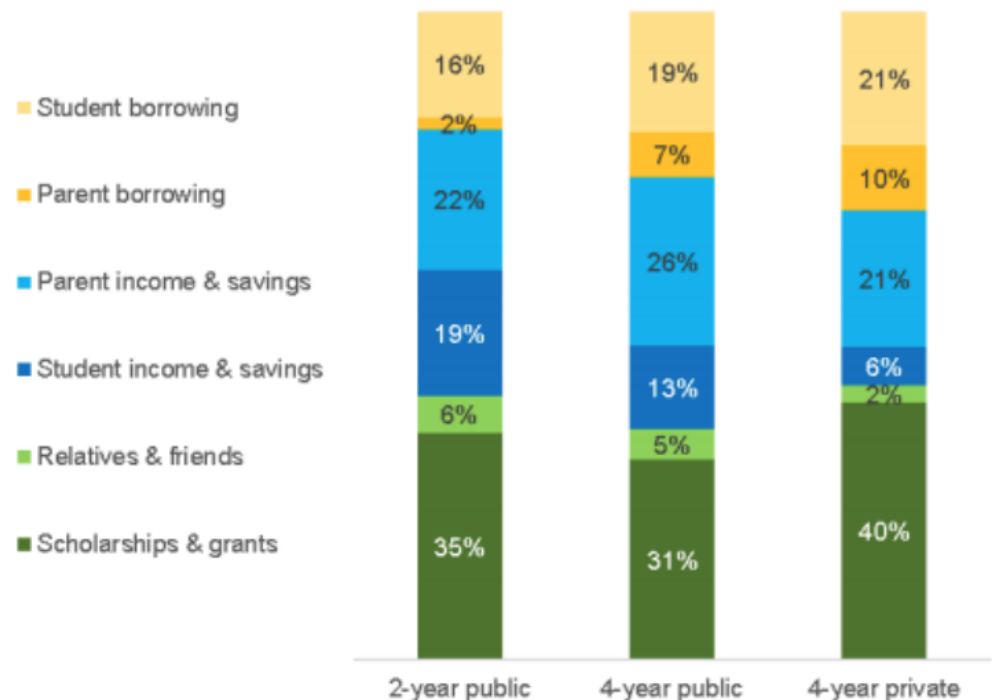
**\*35% Paid for College via Scholarships & Grants\***

# Typical Cost and Resources

How the Typical Family Pays for College,  
Average Amount, by School Type



How the Typical Family Pays for College,  
Funding Source Share, by School Type

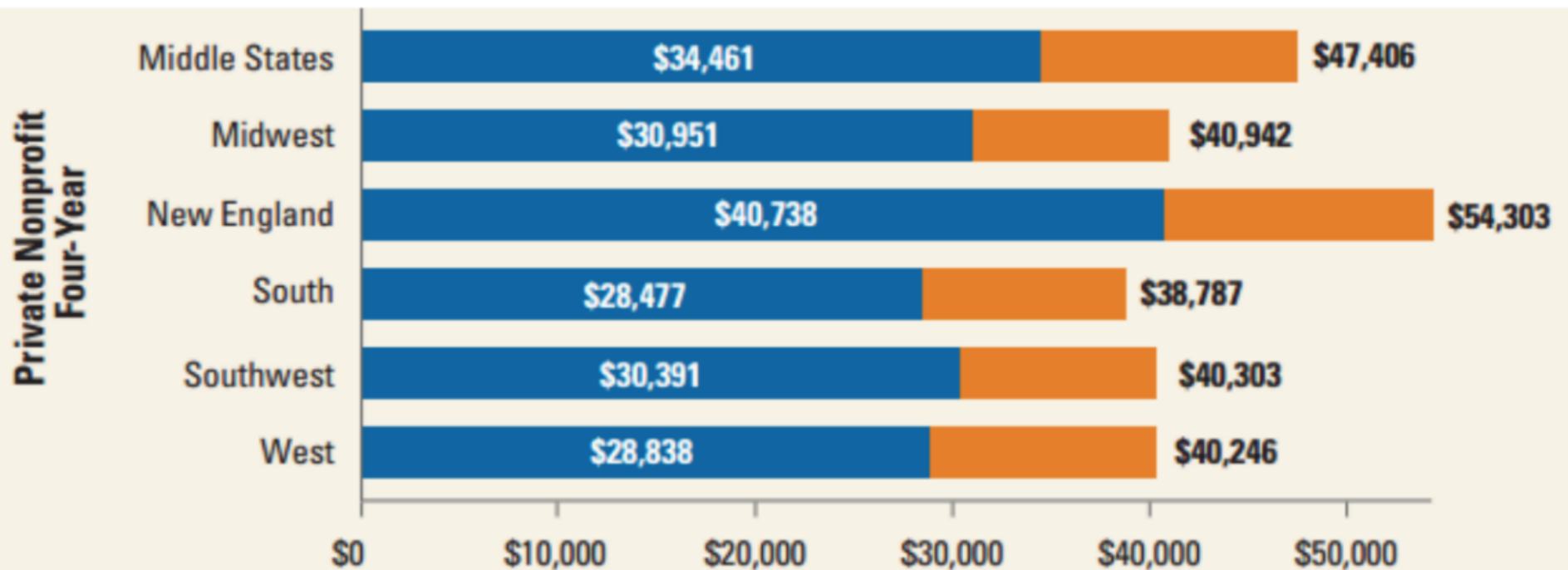


\*In 2016-17 42% of families borrowed (72% Federal Loans)\*

# *The Average Cost of College by Region*

## Regional Variation in Cost

CollegeBoard  
TRENDS IN HIGHER EDUCATION SERIES



# *Tuition and Expenses*

## Fresno State Example

Total Cost of Attendance:

In-state: \$20,361 Out-of-state: \$32,241

Tuition and Fees:

In-state: \$6,583 Out-of-state: \$18,463

Room and Board: \$9,704

Books and Supplies: \$1,794

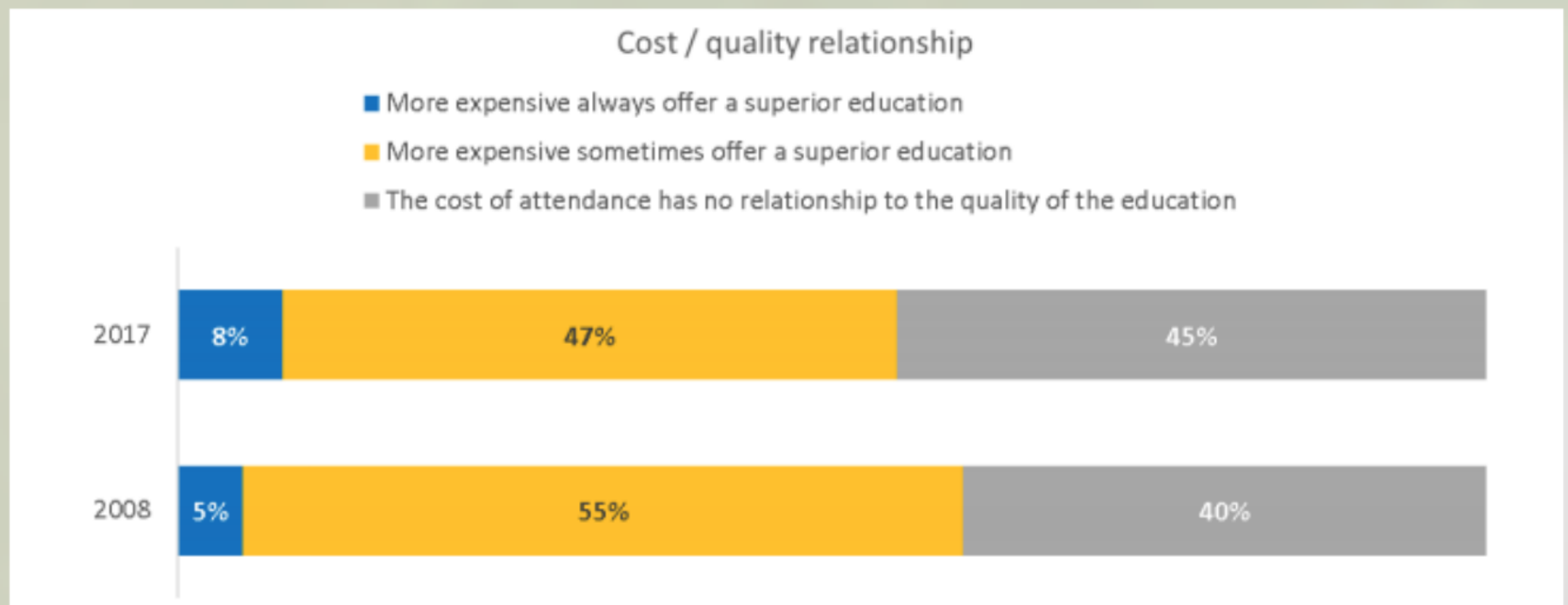
Other Expenses: \$2,280



*How many of you believe that  
the cost of education is  
indicative of quality?*

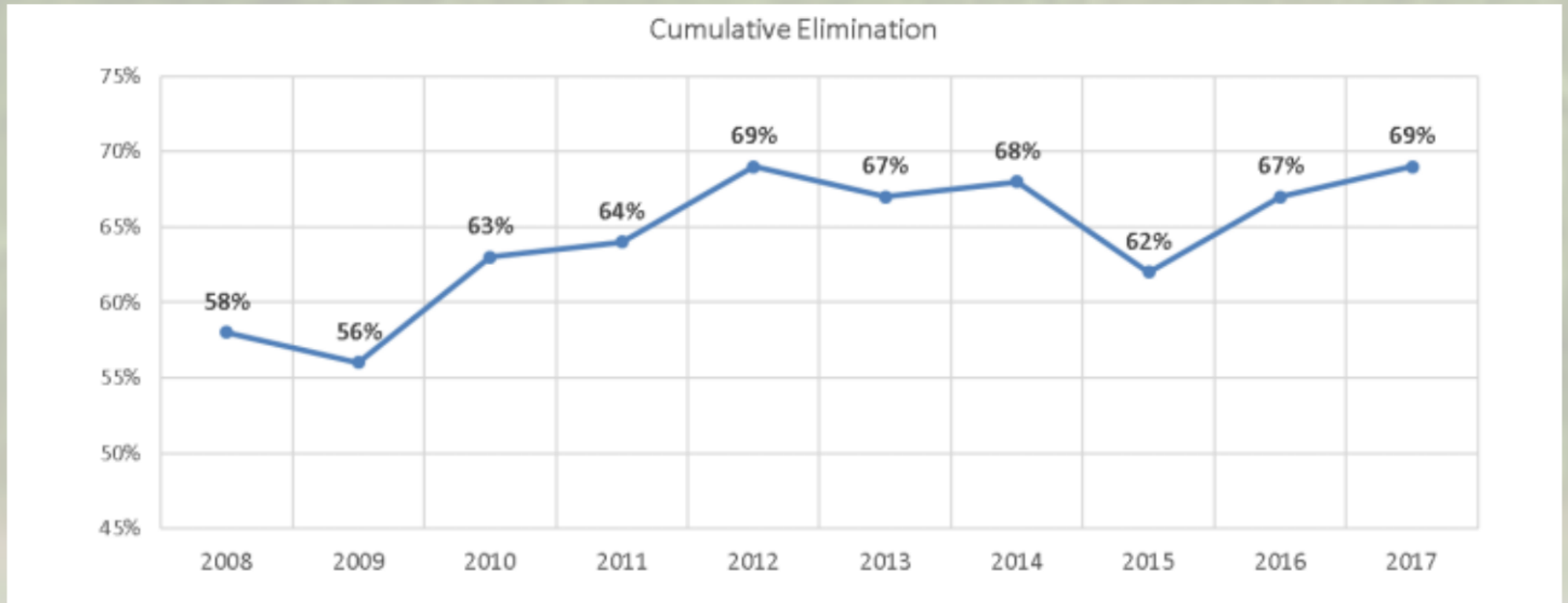
# *Cost vs. Selectivity*

Fewer Americans believe cost is indicative of quality



# Cost and Selection Process

More are eliminating colleges during the selection process due to costs



# *Planning to pay for college starts with...*

- Budgeting
- Identifying available financial resources
- Researching college costs
- Researching financial aid availability
- Child's skills and talents (scholarship eligibility)
- Dual enrollment and AP Courses





# Determine your Expected Family Contribution

www.fafsa4caster.ed.gov

Federal Student Aid  
An OFFICE of the U.S. DEPARTMENT of EDUCATION

PROUD SPONSOR of  
the AMERICAN MIND®

FAFSA®  
Free Application for Federal Student Aid

Home

About Us

FSA ID

StudentAid.gov

Help

SEARCH

FAFSA4caster

**FAFSA4caster** will help you understand your options for paying for college.

Provide some basic information and **we'll estimate your eligibility for federal student aid**. Your estimate will be shown in the "College Cost Worksheet" where **you can also provide estimated amounts of other student aid and savings** that can go towards your college education.

Go ahead and get started now! If you need help for a question, read the Help and Hints on the right.

Student Information

Are you a U.S. citizen?  

Select

SUBMIT

NEED HELP?

EXIT

Help and Hints

Are you a U.S. citizen?

You must select the option that indicates your citizenship status.

Select **U.S. citizen (or U.S. national)** if you are a U.S. citizen or U.S. national.

Select **Eligible noncitizen** if you are:

- A U.S. permanent resident, with a Permanent Resident Card (I-551), or a Conditional permanent resident (I-551C)
- Other eligible noncitizen with an Arrival-Departure Record (I-94) from the Department of Homeland Security showing any one of the following designations: "Refugee," "Asylum Granted,"

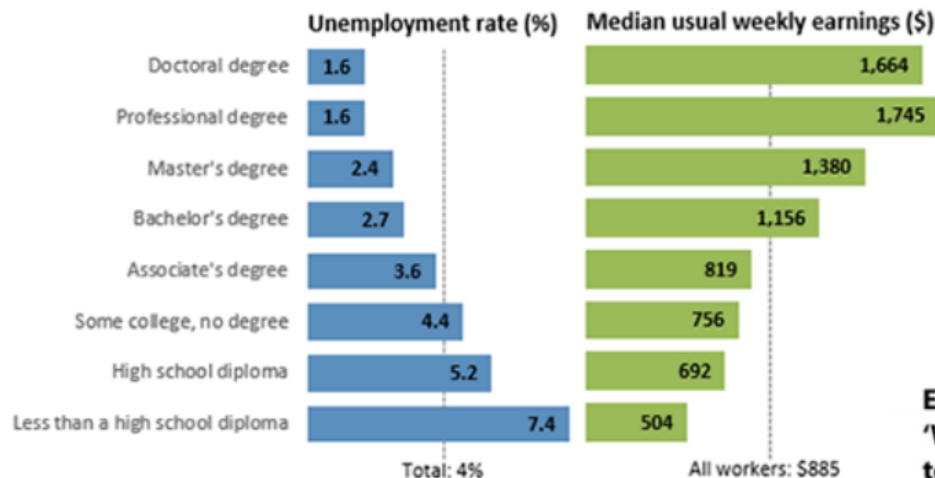
Site Last Updated: Sunday, October 1, 2017

Download [Adobe Reader](#)

*How many of you agree that  
college is an important investment  
for the future?*

# Does a College Degree Matter?


Unemployment rates and earnings by educational attainment, 2016



Note: Data are for persons age 25 and over. Earnings are for full-time wage and salary workers.  
Source: U.S. Bureau of Labor Statistics, Current Population Survey.

Having a college degree still matters when it comes to long-term earnings but prestige of university attended is less important if no other resume accolades.

**Employers' answers to:  
'Which is more important for recent college graduates to have who want to pursue advancement and long-term career success at your company?'**



# Necessary Future Skills for Job Placement

## Top 10 skills

### in 2020

1. Complex Problem Solving
2. Critical Thinking
3. Creativity
4. People Management
5. Coordinating with Others
6. Emotional Intelligence
7. Judgment and Decision Making
8. Service Orientation
9. Negotiation
10. Cognitive Flexibility

### in 2015

1. Complex Problem Solving
2. Coordinating with Others
3. People Management
4. Critical Thinking
5. Negotiation
6. Quality Control
7. Service Orientation
8. Judgment and Decision Making
9. Active Listening
10. Creativity


X



Source: Future of Jobs Report, World Economic Forum



# *Malcolm Gladwell*



A Look at Prestigious School Outcomes

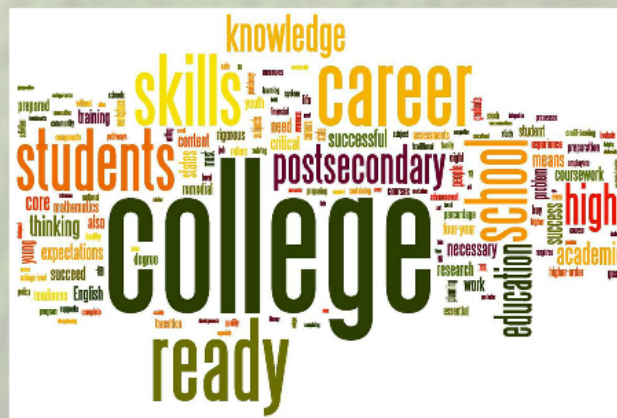
# College Shopping -Match vs. Fit

- Location, location, location!
- Academic Culture and Major Options
- Undergraduate Internships/Research Opportunities/ Co-ops/ Career Placement
- Student Activities
- Affordability
- Challenge and Support
- Graduate in a timely manner
- Selectivity-Can I get in?



## What Parents can do to help...

- Instill belief in degree expectation
- Discuss objectively, college differences and options
- Strongly consider the fiscal options and least expensive way to earn a Bachelor's degree
- Family decision not student decision
- Try to keep pride and vanity out of the decision





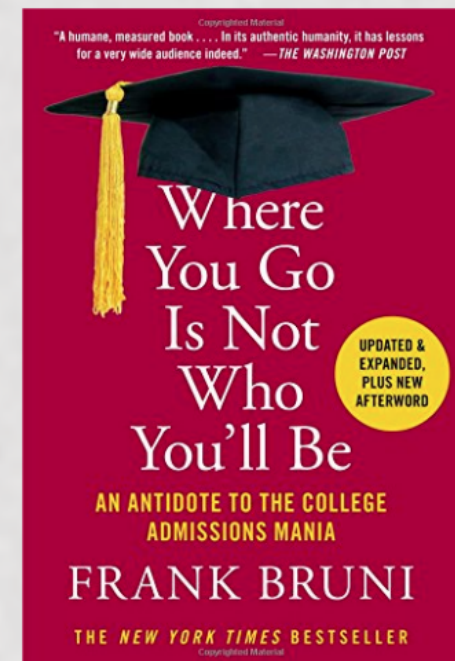
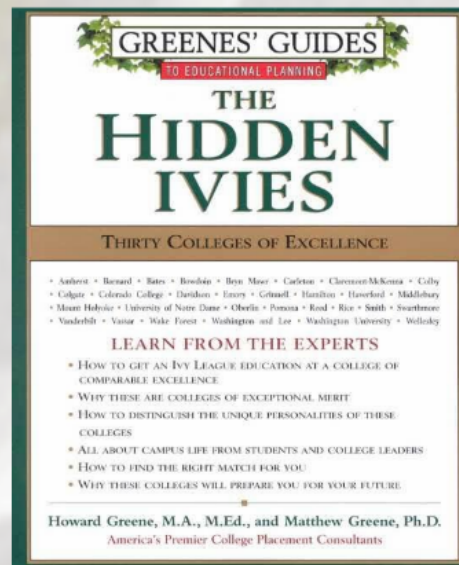
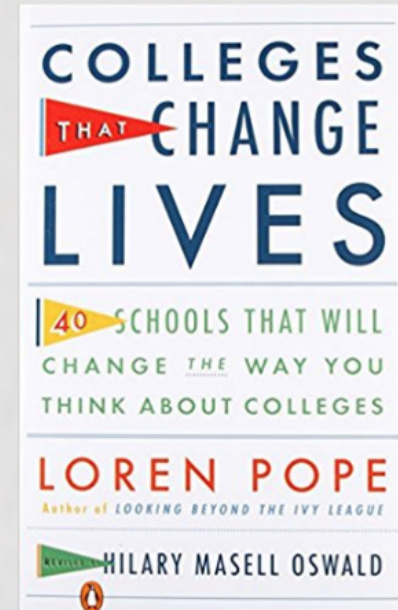
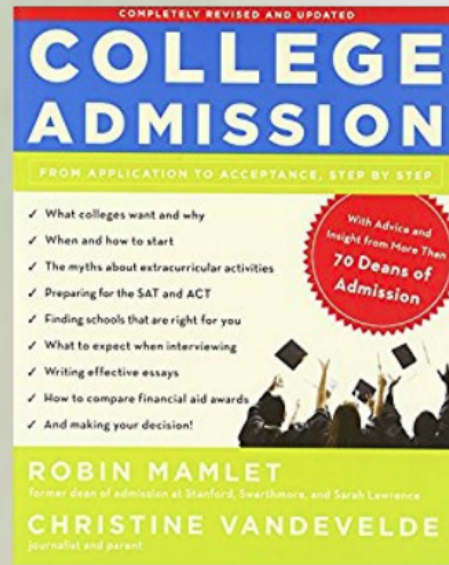
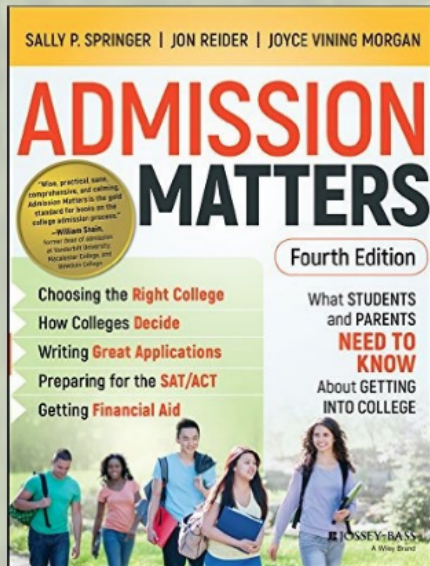
# *Visit Colleges*

In Person or Virtually





# READ



# Naviance-Family Connection

The screenshot shows the 'family connection' header with a navigation bar containing 'home', 'colleges', 'careers', 'about me', and 'my planner'. The main content area is divided into two columns. The left column has sections for 'my colleges' with links like 'colleges I'm thinking about' and 'colleges I'm applying to', and a 'links' section with various educational resource links. The right column features a 'Welcome Message' from the Counselor's Office, explaining the purpose of the Family Connection service and providing contact information for Mrs. Geni Bird and Mrs. Fernandez.

family connection

home colleges careers about me my planner

**my colleges**

- colleges I'm thinking about
- colleges I'm applying to

**links**

- common app
- uc application
- csu mentor
- college board
- act
- fafsa
- free sat/act prep

**Welcome Message**

**Welcome to Naviance-Family Connection!**

We are pleased to introduce Family Connection from Naviance, a web-based service designed especially for students and parents. Family Connection is a comprehensive website that you and your child can use to help in making decisions about courses, colleges, and careers. Family Connection is linked with Counselor's Office, a service that we use in our office to track and analyze data about college and career plans, so it provides up-to-date information that's specific to University High School

We hope that you will find this resource helpful. If you have further questions about Family Connection, please contact us.

Sincerely,

Mrs. Geni Bird  
Mrs. Fernandez

- Monthly Journals (9-11)
- Personality Assessments (9)
- Career Assessments (10)
- Explore Careers (10-11)
- College Research (11-12)
- College SuperMatch (11-12)
- Alumni History
- Resume Building (10-11)
- Test Prep (9-12)

## ***UHS Support***

- 4 year Curriculum designed to help students develop specific personal and college goals to promote quicker degree attainment
- Individualized Conferences 10th, 11th & 12th Grade
- Monthly Classroom Presentations

## ***Vs. Private Consultant***

- Organizing applications and tracking deadlines for students
- Does the college research for you and develops college lists on what they think is best for your student
- Regularly scheduled meeting times





USC

UCLA

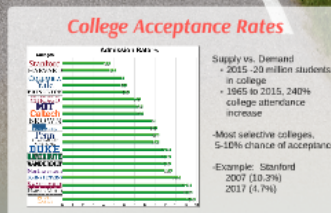
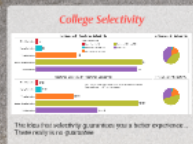
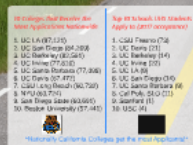

Questions?

USF



# The Road to College Planning

## What UHS Parents Need to Know



Out of the top 10 colleges that receive the most applications nationally, of those 10 how many do you think are in California?

Supply vs. Demand  
 • 2015 - 20 million students in college  
 • 1965 to 2015, 240% college attendance increase  
 • Most selective colleges, 5-10% chance of acceptance  
 • Example: Stanford  
 2017 (10.3%)  
 2017 (4.7%)